


C4L-B47X2

Blue LED die 40 mil x 47 mil



This die specification contains the basic features of the high current ThinGaN UX3 dice from OSRAM Opto Semiconductors. Remarkable light extraction is reached by a particular top emitting design with vertical chip structure. Furthermore the LED die shows excellent reliability behaviour and optimized current spreading



Features

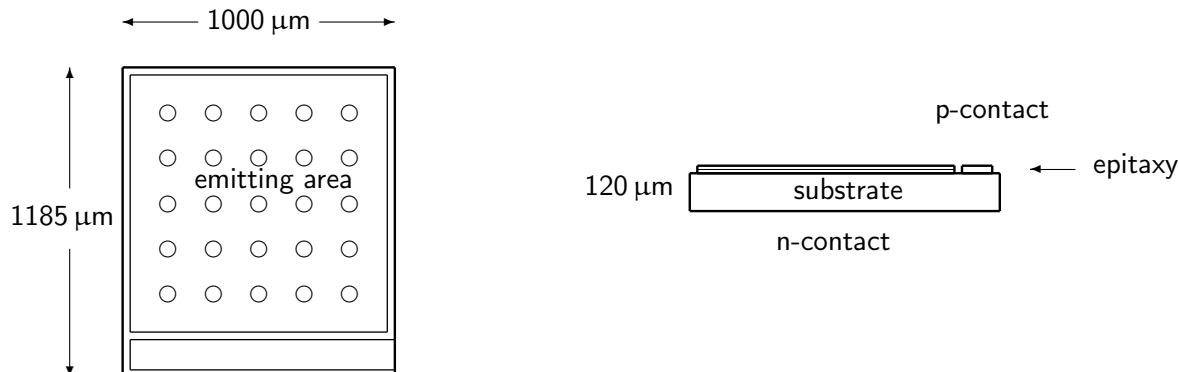
- High current InGaN chip
- Polarity p-side up
- Chip with optimized current distribution
- Grouping: radiant power, wavelength
- Top emitting device

Applications

- Solid state lighting
- LCD backlighting
- Lamps
- Displays
- Light indicators

Ordering information: C4L-B47X2-3739-X (455 ... 475 nm, 1000 ... 2000 mW)

Delineation




Mechanical characteristics

DESCRIPTION		MINIMUM	TYPICAL ¹	MAXIMUM
Chip size	(μm)	950 x 1135	1000 x 1185	1050 x 1235
Chip height	(μm)	100	120	140
Bond pad diameter	(μm)	110	130	150
Left contact		Anode (p), gold		
Right contact		Cathode (n), gold alloy		
Die attach		Epoxy bonding, Soldering		

C4L-B47X2

Blue LED die 40 mil x 47 mil



Electro-optical characteristics ($T_A = 25^\circ\text{C}$)²

PARAMETER	SYMBOL	CONDITION	MIN.	TYP. ¹	MAX.	UNIT
Forward voltage	V_F	$I_F = 1000 \text{ mA}$	2.70		3.40	V
Dominant wavelength	λ_{dom}	$I_F = 1000 \text{ mA}$	455		475	nm
Radiant power	Φ_e	$I_F = 1000 \text{ mA}$	1000	1280	2000	mW
Reverse voltage	V_R	$I_R = 10 \mu\text{A}$	5			V

Maximum ratings ($T_A = 25^\circ\text{C}$)³

PARAMETER	SYMBOL	VALUE	UNIT
Operating temperature range	T_{op}	-40 ... 135	$^\circ\text{C}$
LED junction temperature	T_j	150	$^\circ\text{C}$
Forward minimum current	I_F	20	mA
Forward maximum current	I_F	3000	mA
Forward peak current ($t < 10\mu\text{s}; D = 0.005; T_S = 25^\circ\text{C}$)	I_{FM}	4000	mA

Binning ($I_F = 1000 \text{ mA}$)⁴

		WAVELENGTH (NM)						
		455-460	457.5-462.5	460-465	462.5-467.5	465-470	467.5-472.5	470-475
Radiant power (mW)	> 1000	W37	WM37	X37	XM37	Y37	YM37	Z37
	> 1280	W38	WM38	X38	XM38	Y38	YM38	Z38
	> 1600	W39	WM39	X39	XM39	Y39	YM39	Z39

The binning table does not represent the actual sorting specifications. It is a general classification for wavelength and brightness.

The values shown in the diagrams above, represent the chip in a OSLO package.

C4L-B47X2

Blue LED die 40 mil x 47 mil



Handling and Storage Conditions

Storage time for wafers in sealed condition shall not exceed 6 months (storage ambient conditions: $T_a = 15 \dots 30^\circ C$; relative humidity: $< 60\%$). The hermetically sealed shipment lot shall be opened under temperature and moisture controlled cleanroom environment only. Customers have to follow the according rules for desposition as the material can be hazardous for humans and the environment. Chips are placed on a blue foil, which may contain the following substance in a concentration of circ.18% wt: Bis (2-ethyl(hexyl)phthalate) (DEHP) [CAS #: 117-81-7; EC # 204-211-0]. Dice have to be handled ESD sensitive.

Packing

Chips are placed on a blue foil inside a 6 inch ring or alternatively on a blue foil (mylar). For shipment the wafers of a shipment lot are arranged to stacks. The stack is put in a plastic ESD bag with maximum of 14 wafers in one bag. Maximum of 4 bags is put in a packaging box. Maximum of 5 packaging boxes is put in a shipping carton which is sealed for storage and shipment. Please use the recycling operators familiar to you. If required you can ask for our help. Please get in touch with your nearest sales office. By agreement we will take packing material back, if sorted. Transport costs of any kind must be paid by customers. For packing material that is returned to us unsorted or which we are not obliged to accept, any costs incurred will be invoiced to you.

Design Objectives

The chip design was developed and released based on the producer's standard assembly procedures and packaging. Bond strength properties are in accordance to MIL-STD-750D, method 2037. Whether the chip fits to the customer's products with its according die and wire bond procedures and packaging must be evaluated by the customer himself. If workability problems arise after this release a mutually conducted problem solving procedure has to be set up, if the chips are suspected of contributing to the problems. The chips are produced with best effort, but on chip level a subset of the chip characteristics can be determined only. Performance of the chip in the customer's products can only be determined by the customer himself.

Returns and Complaints

For complaints and returns of material a RMA-number is necessary. Samples for analysis purposes can be send to us without credit.

Shipping Conditions

If not otherwise arranged, the "General Terms of Business of Chips 4 Light GmbH" apply for any shipment. If this document is not familiar to you, please request it at our nearest sales office.

Disclaimer Attention please!

- **Components used in life-support devices or systems must be expressly authorized for such purpose!**
Critical components⁵ may only be used in life-support devices⁶ or systems with the express written approval by us.
- All products, product specifications and data to improve reliability, function, design or otherwise are subject to change without notice .
- Chips 4 Light GmbH, its affiliates, agents, and employees, and all persons acting on its or their behalf, disclaim any and all liability for any errors, inaccuracies or incompleteness contained in any datasheet or in any other disclosure relating to any product. Chips 4 Light makes no warranty, representation or guarantee regarding the suitability of the products for any particular purpose or the continuing production of any product. To the maximum extent permitted by applicable law, Chips 4 Light disclaims (i) any and all liability arising out of the application or use of any product, (ii) any and all liability, including without limitation special, consequential or incidental damages, and (iii) any and all implied warranties, including warranties of fitness for particular purpose, non-infringement and merchantability. Statements regarding the suitability of products for certain types of applications are based on Chips 4 Light's knowledge of typical requirements that are often placed on Chips 4 Light's products in generic applications. Such statements are not binding statements about the suitability of products for a particular application. It is the customer's responsibility to validate that a particular product with the properties described in the product specification is suitable for use in a particular application. Parameters provided in datasheets and/or specifications may vary in different applications and performance may vary over time. All operating parameters, including typical parameters, must be validated for each customer application by the customer's technical experts. Product specifications do not expand or otherwise modify Chips 4 Light's terms and conditions of business, including but not limited to the warranty expressed therein. Except as expressly indicated in writing, Chips 4 Light's products are not designed for use in medical, life-saving, or life-sustaining applications or for any other application in which the failure of the Chips 4 Light product could result in personal injury or death. Customers using or selling Chips 4 Light products not expressly indicated for use in such applications do so at their own risk. Please contact authorized Chips 4 Light personnel to obtain written terms and conditions regarding products designed for such applications. No license, express or implied, by estoppel or otherwise, to any intellectual property rights is granted by this document or by any conduct of Chips 4 Light. Product names and markings noted herein may be trademarks of their respective owners.
- The information describes the type of component and shall not be considered as assured characteristics. Due to technical requirements components may contain dangerous substances. For information on the types in question please contact our Sales Organization.
- Lead free product - RoHS compliant.

C4L-B47X2

Blue LED die 40 mil x 47 mil



- The quality level of the final visual inspection shall comply to an AQL of 1.0 (according to MIL-STD-105E, level II), if the customer performs an incoming visual inspection of a shipment.
- All chips are checked according to the producer's specification of the visual inspection. If this document is not familiar to you, please request it at our nearest sales office.

Published by:
Chips 4 Light GmbH
Am Kuehlen Kasten 8
93161 Sinzing
Germany
www.chips4light.com
info@chips4light.com
© All Rights Reserved

¹Due to the special conditions of the manufacturing processes of LED, the typical data or calculated correlations of technical parameters can only reflect statistical figures. These do not necessarily correspond to the actual parameters of each single product, which could differ from the typical data and calculated correlations or the typical characteristic line. If requested, e.g. because of technical improvements, these typ. data will be changed without any further notice.

²Measurements are done with an accuracy of $\pm 15\%$. Correlation to customer's equipment and products is required.

³Maximum ratings are package dependent and may differ between packages. The forward current is not limited by the die but by the effect of the LED junction temperature on the package. If you need more information on pulsed operation, please contact your next sales office about possible driving conditions. If not otherwise specified the maximum pulse current may not exceed the maximum current in continuous mode.

⁴There may be more than one bin on one single foil. Single bins cannot be ordered.

⁵A critical component is a component used in a life-support device or system whose failure can reasonably be expected to cause the failure of that life-support device or system, or to affect its safety or the effectiveness of that device or system.

⁶Life support devices or systems are intended (a) to be implanted in the human body, or (b) to support and/or maintain and sustain human life. If they fail, it is reasonable to assume that the health and the life of the user may be endangered.